

Refreshing the report

'Reporting Date': enter the date 12 months prior to today's date.

Exclusions

The following position types are excluded: Service Providers, Volunteers and Social Services Panel Members, in addition to occupants of positions with a category of 'Non-Employee' (e.g. ABHB and Barnardos employees)

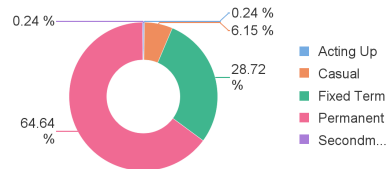
Format

The report output is designed to be exported and viewed as a PDF.

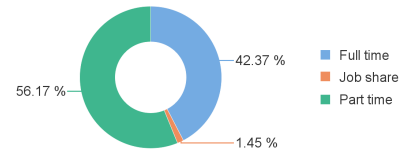
Demographics

Headcount	FTE (Total)	Average LoS (Years)	Turnover Rate (12 Months)
1,151	907.92	9	11.73%

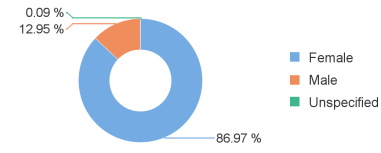
Contract Type



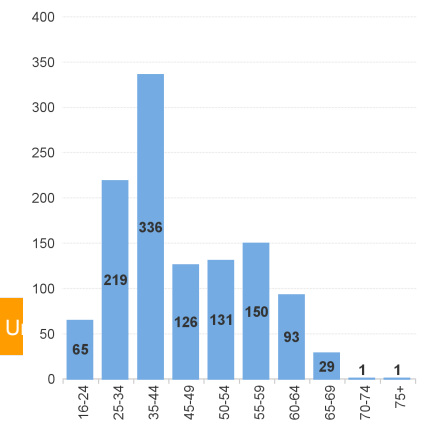
Contract Basis



Gender



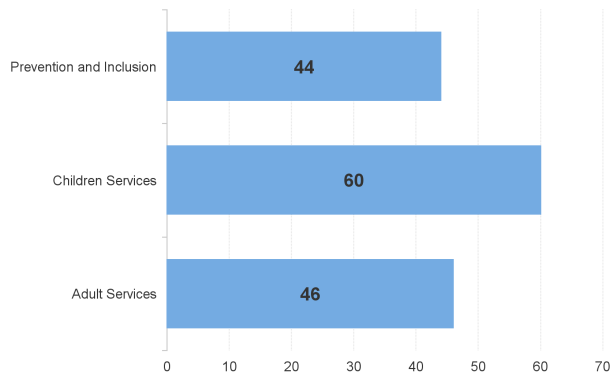
Age Groups



Acting Up	Casual	Fixed Term	Permanent	Secondm...	Full time	Job share	Part time
3	76	355	799	3	525	18	696

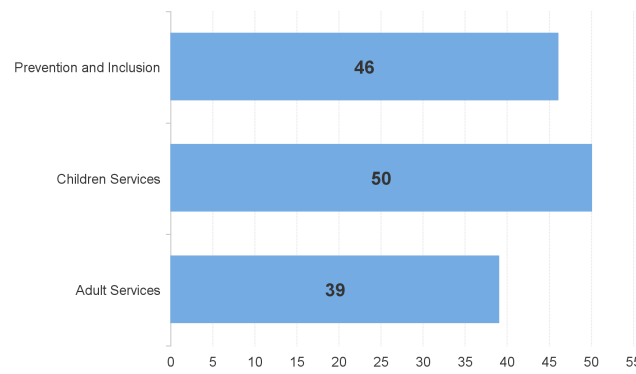
Female	Male	U
1,001	149	

Starters in Previous 12 Months by Team



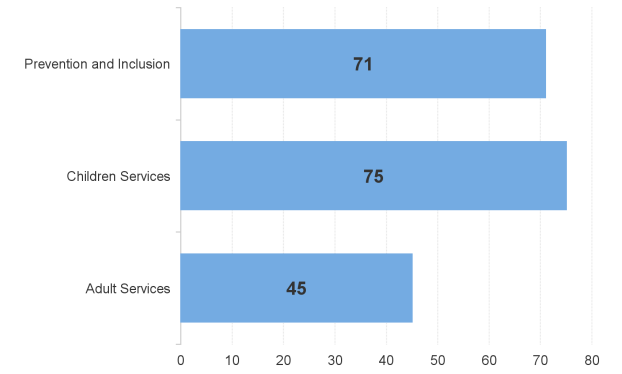
Starters
150

Leavers in Previous 12 Months by Team



Leavers
135

Recruitment in Previous 12 Months by Team



Recruitment Campaigns
185

Wellbeing

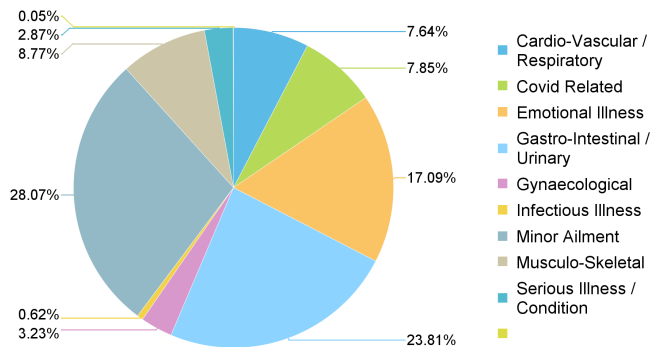
Headcount
1,151

Sickness

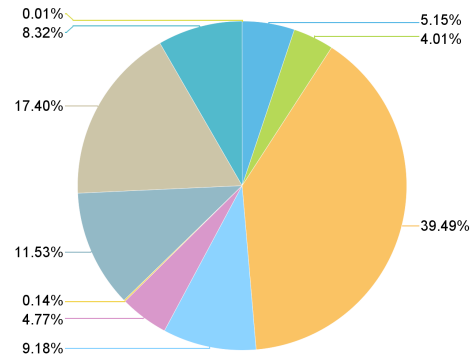
Sickness Instances (Previous Month)	Sickness Instances (Previous 12 Months)	Sickness Days Lost (Previous Month)	Sickness Days Lost (Previous 12 Months)
249	1,949	1688.27	21,392.22
12 Months Ago		12 Months Ago	
243		1688.20	

Current Open Sickness Absences	% RTW Within 7 Days (Previous 12 Months)
76	72.34%

Instances by Reason Group (Previous 12 Months)



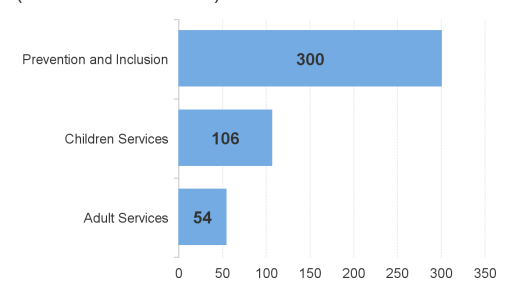
Days Lost by Reason Group (Previous 12 Months)



Wellbeing Check-Ins (Non-Schools)

Wellbeing Check-Ins (Previous 12 Months)
460

Wellbeing Check-Ins by Team (Previous 12 Months)



Team	Check-Ins
Prevention and Inclusion	300
Children Services	106
Adult Services	54

Wellbeing Check-Ins (Schools)

Wellbeing Check-Ins (Previous 12 Months)
0

Wellbeing Check-Ins by Teaching / Support (Previous 12 Months)



Team	Check-Ins
Prevention and Inclusion	0
Children Services	0
Adult Services	0

Wellbeing Support Plans

Wellbeing Support Plans (Previous 12 Months)
11

Wellbeing Support Plans by Team (Previous 12 Months)



Team	Support Plans
Prevention and Inclusion	5
Children Services	2
Adult Services	4

Mandatory Training

Headcount
1,151

Completed in the required period for each course.

All Employees

Whistleblowing Previous 2 Years 633	Safeguarding Previous 2 Years 669	GDPR Previous 2 Years 460	VAWDASV Previous 2 Years 519	DSE Previous 2 Years 467	Fire Safety Awareness Previous 2 Years 539
Wellness at Work Previous 2 Years 50	Welsh History & Legislative Previous 2 Years 145	Information Security Previous 2 Years 128	Object Handling Previous 3 Years 53		

Managers Only

H&S Premises Management Previous 2 Years 34	IOSH Managing Safely Previous 4 Years 119
--	--

Financial

Purchase Card Previous 2 Years 125	Financial Regulations Previous 3 Years 51
---	--

Other

Risk Assessment Previous 4 Years 132

Check-Ins & Objectives

Exclusion criteria match MiHub, although figures are unlikely to match exactly: MiHub displays discrete periods, whereas the figures below are 'live'.

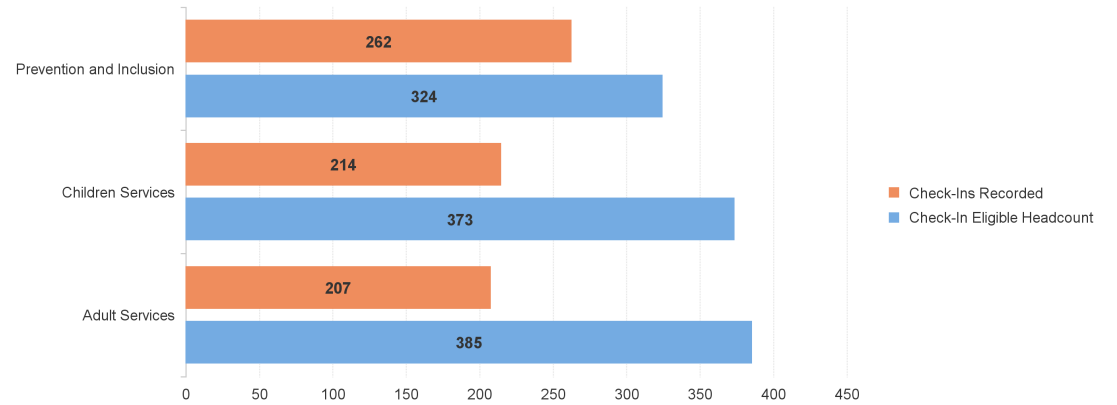
Eligible Headcount
1,063

Check-Ins

Check-ins Recorded
(Previous 2 Months)
683

Percentage Recorded
(Previous 2 Months)
64.25%

Check-Ins by Team (Previous 2 Months)



Objectives

Currently Active Objectives
1107

Employees with No Active Objectives
654

Closed Objectives
(Previous Month)
10

Closed in Timescale
(Previous Month)
10

Currently Active Objectives by Team

